



**Lifestyle Villas**  
Aluva, Cochin

It`s one Life, Live it at





A photograph of two young children in a forest. They are wearing orange safety vests over dark clothing. The child on the left is holding a rope and looking towards the camera with a smile. The child on the right is also smiling and has their arms outstretched. The background is a dense forest with many trees and fallen logs on the ground. A semi-transparent text box is in the upper left corner.

Keep close to Nature's heart...

and break clear away, once in a while, and climb  
a mountain or spend a week in the woods and  
wash your spirit clean.



A photograph of a dense forest with tall, slender trees. Sunlight filters through the canopy, creating a warm, golden glow. The ground is covered in fallen leaves and ferns. A semi-transparent text box is overlaid on the upper right portion of the image.

Listen to the trees as they sway in the wind...


Their leaves are telling secrets. Their bark sings songs  
of olden days as it grows around the trunks. And their  
roots give names to all things. Their language has been  
lost, but not the gestures.



Plot No.	Plot Size (cents)
1	5.4
2	5.5
3	5.5
4	6.2
5	5.8
6	5.7
7	6.1
8	6.2
9	6.0
10	5.2
11	5.2
12	5.6
14	5.8
15	5.8
16	5.9
17	5.8
18	5.3
19	5.4
20	5.4
21	5.4
22	5.4
23	5.4
24	5.3
25	5.3
26	5.3
27	5.3
28	5.3
29	5.6
30	6.3
31	5.3
32	5.3







City Life in nature's Backyard..  
Nature is not a place to visit. It is home.

Plot No.	Plot Size (cents)
33	5.9
34	5.7
35	5.6
36	5.3
37	5.3
38	5.3
39	5.3
40	5.3
41	5.4
42	5.4
43	5.4
44	5.4
45	5.4
46	6.3
47	6.0
48	6.4
49	6.0
50	5.7
51	5.6
52	5.5
53	5.7
54	6.0
55	6.4
56	7.4
57	5.5
58	5.1
59	5.1
60	7.5



Nature's never out of style...



Set in a pristine locale, Dancing Woods brings you to the lap of nature giving you the advantage of connecting both with nature and city life, making every nature lover fall for this place instantly.














Attic area : 621 Sqft

Attic space designed for home theater, Indoor game, open dinning, vegetable garden and open terrace.

TYPE A	4 BHK with Attic	3000 Sqft
TYPE B	4 BHK without Attic	2500 Sqft
TYPE C	4 BHK with Attic	2500 Sqft
TYPE D	4 BHK without Attic	2000 Sqft
TYPE E	3 BHK with Attic	2250 Sqft
TYPE F	3 BHK without Attic	1750 Sqft
TYPE G	3 BHK with Attic	2000 Sqft
TYPE H	3 BHK without Attic	1500 Sqft
TYPE I	3 BHK without Attic	1300 Sqft

Villa Types





Ground Floor area : 814 Sqft

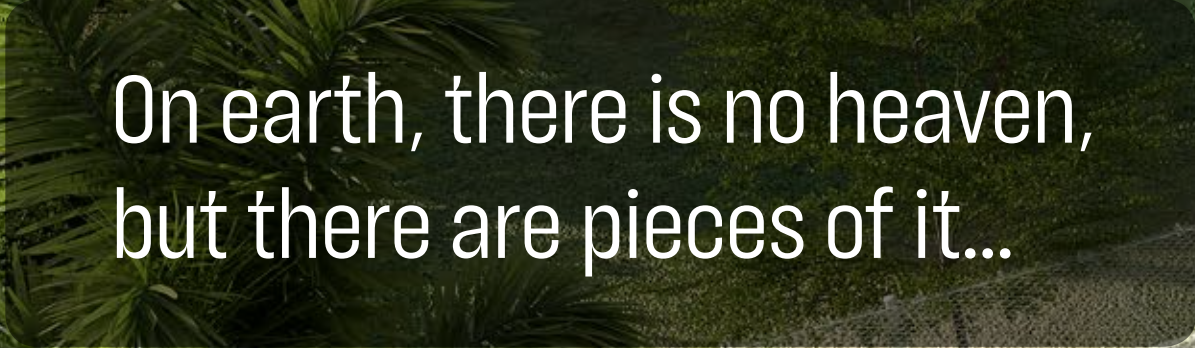


First Floor area : 730 Sqft







A dark, moody photograph of a tropical forest path. The path is made of dirt and is flanked by dense foliage, including palm trees and other tropical plants. The lighting is low, creating a mysterious and serene atmosphere. The text is overlaid on the right side of the image in a white, serif font.

On earth, there is no heaven,  
but there are pieces of it...

Just living is not enough , one must have  
sunshine, freedom and a little piece of heaven.



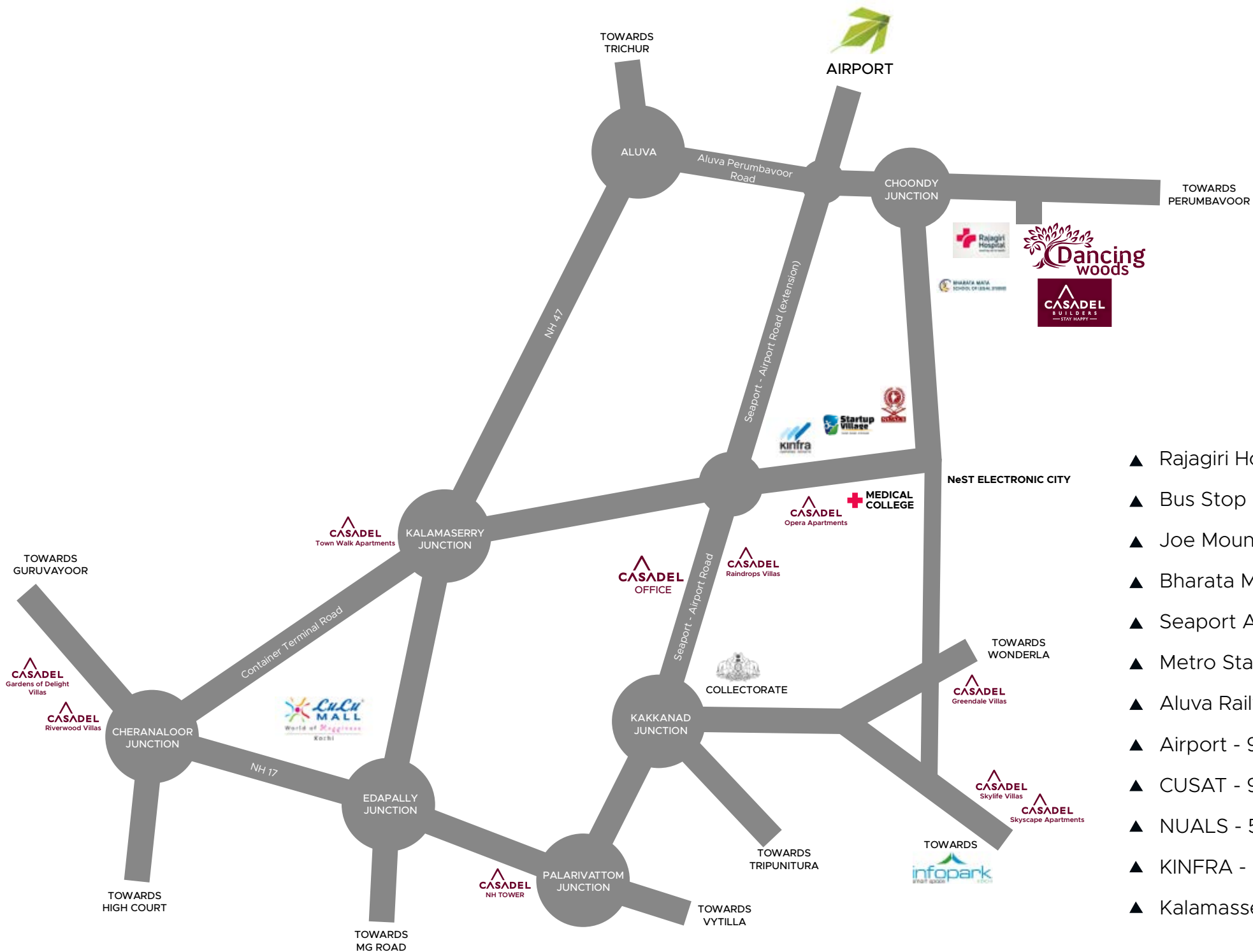




# Reasons aplenty to stay happy

- |                   |                                |
|-------------------|--------------------------------|
| 01. Basket Ball   | 13. Butterfly Park             |
| 02. Badminton     | 14. Round the clock Security   |
| 03. Volley Ball   | 15. Guest Car Parking          |
| 04. Jogging track | 16. Swimming Pool              |
| 05. Podium        | 17. Clubhouse with Gym         |
| 06. Cricket Net   | 18. Tree and garden seating    |
| 07. Trampoline    | 19. Mini Library               |
| 08. Climber       | 20. Barbecue Point             |
| 09. Park area     | 21. Indoor Games               |
| 10. See-saw       | 22. Restroom for Maids/Drivers |
| 11. Slide         | 23. Natural Pond               |
| 12. Swing         | 24. Rainwater harvesting       |





- ▲ Rajagiri Hospital - 500 meters
- ▲ Bus Stop - 500 Meters
- ▲ Joe Mount Public School - 1.5 KM
- ▲ Bharata Mata Legal College - 2.8 KM
- ▲ Seaport Airport Road - 2 KM
- ▲ Metro Station - 5 KM
- ▲ Aluva Railway Station - 5 KM
- ▲ Airport - 9 KM
- ▲ CUSAT - 9.5 KM
- ▲ NUALS - 5.8 KM
- ▲ KINFRA - 6 KM
- ▲ Kalamassery Medical College - 6.8 KM



## Structure

**Foundation :** Combination of random rubble stone foundation RCC column footing and grade beam

**Super Structure :** Combination of load bearing semi wire cut brick (red brick) or high quality solid blocks with columns.

**Roofs and Slabs :** Reinforced Cement concrete slabs

**Wall :** Cement Plastered

**Cement :** UltraTech /JSW or equivalent

**Steel :** TATA/ Jindal Steel or equivalent

## Structure

**Foundation :** Combination of random rubble stone foundation RCC column footing and grade beam

**Super Structure :** Combination of load bearing semi wire cut brick (red brick) or high quality solid blocks with columns.

**Roofs and Slabs :** Reinforced Cement concrete slabs

**Wall :** Cement Plastered

**Cement :** UltraTech /JSW or equivalent

**Steel :** TATA/ Jindal Steel or equivalent

## Structure

**Foundation :** Combination of random rubble stone foundation RCC column footing and grade beam

**Super Structure :** Combination of load bearing semi wire cut brick (red brick) or high quality solid blocks with columns.

**Roofs and Slabs :** Reinforced Cement concrete slabs

**Wall :** Cement Plastered

**Cement :** UltraTech /JSW or equivalent

**Steel :** TATA/ Jindal Steel or equivalent

## Structure

**Foundation :** Combination of random rubble stone foundation RCC column footing and grade beam

**Super Structure :** Combination of load bearing semi wire cut brick (red brick) or high quality solid blocks with columns.

**Roofs and Slabs :** Reinforced Cement concrete slabs

**Wall :** Cement Plastered

**Cement :** UltraTech /JSW or equivalent

**Steel :** TATA/ Jindal Steel or equivalent

## Structure

**Foundation :** Combination of random rubble stone foundation RCC column footing and grade beam

**Super Structure :** Combination of load bearing semi wire cut brick (red brick) or high quality solid blocks with columns.

**Roofs and Slabs :** Reinforced Cement concrete slabs

**Wall :** Cement Plastered

**Cement :** UltraTech /JSW or equivalent

**Steel :** TATA/ Jindal Steel or equivalent

## Structure

**Foundation :** Combination of random rubble stone foundation RCC column footing and grade beam

**Super Structure :** Combination of load bearing semi wire cut brick (red brick) or high quality solid blocks with columns.

**Roofs and Slabs :** Reinforced Cement concrete slabs

**Wall :** Cement Plastered

**Cement :** UltraTech /JSW or equivalent

**Steel :** TATA/ Jindal Steel or equivalent

## **Structure**

**Foundation :** Combination of random rubble stone foundation RCC column footing and grade beam

**Super Structure :** Combination of load bearing semi wire cut brick (red brick) or high quality solid blocks with columns.

**Roofs and Slabs :** Reinforced Cement concrete slabs

**Wall :** Cement Plastered

**Cement :** UltraTech /JSW or equivalent

**Steel :** TATA/ Jindal Steel or equivalent



# Finishes

**Internal Walls :** Putty and Plastic emulsion for internal wall and ceiling

**External Walls :** Exterior wall putty and weather shield paint finish for exterior

**Wood and Grills :** Enamel paint used for wood and grill

**Paint :** Berger / Asian Paint or equivalent

# Finishes

**Internal Walls :** Putty and Plastic emulsion for internal wall and ceiling

**External Walls :** Exterior wall putty and weather shield paint finish for exterior

**Wood and Grills :** Enamel paint used for wood and grill

**Paint :** Berger / Asian Paint or equivalent

# Finishes

**Internal Walls :** Putty and Plastic emulsion for internal wall and ceiling

**External Walls :** Exterior wall putty and weather shield paint finish for exterior

**Wood and Grills :** Enamel paint used for wood and grill

**Paint :** Berger / Asian Paint or equivalent

# Finishes

**Internal Walls :** Putty and Plastic emulsion for internal wall and ceiling

**External Walls :** Exterior wall putty and weather shield paint finish for exterior

**Wood and Grills :** Enamel paint used for wood and grill

**Paint :** Berger / Asian Paint or equivalent

# Finishes

**Internal Walls :** Putty and Plastic emulsion for internal wall and ceiling

**External Walls :** Exterior wall putty and weather shield paint finish for exterior

**Wood and Grills :** Enamel paint used for wood and grill

**Paint :** Berger / Asian Paint or equivalent



# Doors and Windows

**External Interfacing Doors :** Hardwood frames and shutters

**Internal Doors :** Hardwood frames and moulded shutter for internal doors

**Bathroom Doors :** High quality fiber doors

**Windows :** UPVC windows of approved make

# Doors and Windows

**External Interfacing Doors :** Hardwood frames and shutters

**Internal Doors :** Hardwood frames and moulded shutter for internal doors

**Bathroom Doors :** High quality fiber doors

**Windows :** UPVC windows of approved make

# Doors and Windows

**External Interfacing Doors :** Hardwood frames and shutters

**Internal Doors :** Hardwood frames and moulded shutter for internal doors

**Bathroom Doors :** High quality fiber doors

**Windows :** UPVC windows of approved make

# Doors and Windows

**External Interfacing Doors :** Hardwood frames and shutters

**Internal Doors :** Hardwood frames and moulded shutter for internal doors

**Bathroom Doors :** High quality fiber doors

**Windows :** UPVC windows of approved make

# Doors and Windows

**External Interfacing Doors :** Hardwood frames and shutters

**Internal Doors :** Hardwood frames and moulded shutter for internal doors

**Bathroom Doors :** High quality fiber doors

**Windows :** UPVC windows of approved make



# Flooring

**Sitout :** A combination of high quality tiles of bigger size or granite

**Living, Dining and Bedrooms :**  
80 x 80 vitrified tiles or equivalent

**Attic :** Wooden finished anti skid ceramic tiles or equivalent

# Flooring

**Sitout :** A combination of high quality tiles of bigger size or granite

**Living, Dining and Bedrooms :**  
80 x 80 vitrified tiles or equivalent

**Attic :** Wooden finished anti skid ceramic tiles or equivalent

# Flooring

**Sitout :** A combination of high quality tiles of bigger size or granite

**Living, Dining and Bedrooms :**  
80 x 80 vitrified tiles or equivalent

**Attic :** Wooden finished anti skid ceramic tiles or equivalent

# Flooring

**Sitout :** A combination of high quality tiles of bigger size or granite

**Living, Dining and Bedrooms :**  
80 x 80 vitrified tiles or equivalent

**Attic :** Wooden finished anti skid ceramic tiles or equivalent

## **Kitchen**

Counter with polished granite platforms  
with stainless steel sink and drain board  
with single lever sink mixer.  
2 feet tile dado above counter

## **Bathroom**

Wall tile upto height of 210cm

**Sanitary Fixtures :** Concealed piping and  
premium quality fittings

**Sanitary Make and Fittings :** Kerovit/  
Jaquar or equivalent

## **Kitchen**

Counter with polished granite platforms  
with stainless steel sink and drain board  
with single lever sink mixer.  
2 feet tile dado above counter

## **Bathroom**

Wall tile upto height of 210cm

**Sanitary Fixtures :** Concealed piping and  
premium quality fittings

**Sanitary Make and Fittings :** Kerovit/  
Jaquar or equivalent

## **Kitchen**

Counter with polished granite platforms  
with stainless steel sink and drain board  
with single lever sink mixer.  
2 feet tile dado above counter

## **Bathroom**

Wall tile upto height of 210cm

**Sanitary Fixtures :** Concealed piping and  
premium quality fittings

**Sanitary Make and Fittings :** Kerovit/  
Jaquar or equivalent

## **Kitchen**

Counter with polished granite platforms  
with stainless steel sink and drain board  
with single lever sink mixer.  
2 feet tile dado above counter

## **Bathroom**

Wall tile upto height of 210cm

**Sanitary Fixtures :** Concealed piping and  
premium quality fittings

**Sanitary Make and Fittings :** Kerovit/  
Jaquar or equivalent

## **Kitchen**

Counter with polished granite platforms  
with stainless steel sink and drain board  
with single lever sink mixer.  
2 feet tile dado above counter

## **Bathroom**

Wall tile upto height of 210cm

**Sanitary Fixtures :** Concealed piping and  
premium quality fittings

**Sanitary Make and Fittings :** Kerovit/  
Jaquar or equivalent

## **Kitchen**

Counter with polished granite platforms  
with stainless steel sink and drain board  
with single lever sink mixer.  
2 feet tile dado above counter

## **Bathroom**

Wall tile upto height of 210cm

**Sanitary Fixtures :** Concealed piping and  
premium quality fittings

**Sanitary Make and Fittings :** Kerovit/  
Jaquar or equivalent



## **Electrification and cabling**

Three phase power supply with concealed copper wiring in ISI marked PVC conduits.  
Adequate light, fans and power points with Modular switches ( legrand or equivalent) controlled by DB s, ELCB s and MCB s

**Wires :** Finolex / Wipro / VGuard or equivalent

**Switches :** Legrand or equivalent

**Piping :** Supreme or Finloex or equivalent

## **Electrification and cabling**

Three phase power supply with concealed copper wiring in ISI marked PVC conduits.  
Adequate light, fans and power points with Modular switches ( legrand or equivalent) controlled by DB s, ELCB s and MCB s

**Wires :** Finolex / Wipro / VGuard or equivalent

**Switches :** Legrand or equivalent

**Piping :** Supreme or Finloex or equivalent

## **Electrification and cabling**

Three phase power supply with concealed copper wiring in ISI marked PVC conduits.  
Adequate light, fans and power points with Modular switches ( legrand or equivalent) controlled by DB s, ELCB s and MCB s

**Wires :** Finolex / Wipro / VGuard or equivalent

**Switches :** Legrand or equivalent

**Piping :** Supreme or Finloex or equivalent

## **Electrification and cabling**

Three phase power supply with concealed copper wiring in ISI marked PVC conduits.  
Adequate light, fans and power points with Modular switches ( legrand or equivalent) controlled by DB s, ELCB s and MCB s

**Wires :** Finolex / Wipro / VGuard or equivalent

**Switches :** Legrand or equivalent

**Piping :** Supreme or Finloex or equivalent

## **Electrification and cabling**

Three phase power supply with concealed copper wiring in ISI marked PVC conduits.  
Adequate light, fans and power points with Modular switches ( legrand or equivalent) controlled by DB s, ELCB s and MCB s

**Wires :** Finloex / Wipro / VGuard or equivalent

**Switches :** Legrand or equivalent

**Piping :** Supreme or Finloex or equivalent





Actual Photos





Actual Photos







**Skyscape** INFOPARK Kakkanad



**Greendale** Kakkanad



**Riverwood** Varapuzha, Edappally



**Dancing Woods** Aluva



**Raindrops** Kakkanad



**Gardens of Delight** Varapuzha, Edappally



**Skylife** INFOPARK Kakkanad



**Townwalk** Kalamassery



✉ [sales@casadel.com](mailto:sales@casadel.com)

☎ +91 8089 003 003  
+91 8089 004 004

Australia : +61 451 018 373  
USA : +1 732 397 4451  
Germany : +49 151456 78792

[www.casadel.com](http://www.casadel.com)

[www.facebook.com/casadeldevelopers](https://www.facebook.com/casadeldevelopers)

Casadel Builders India Pvt Ltd  
6/838 B2, Seaport Airport Road,  
Vallathol Jn, Thrikkakara P.O, Kakkanad,  
Kochi -682021